

## Quality of Education Report:

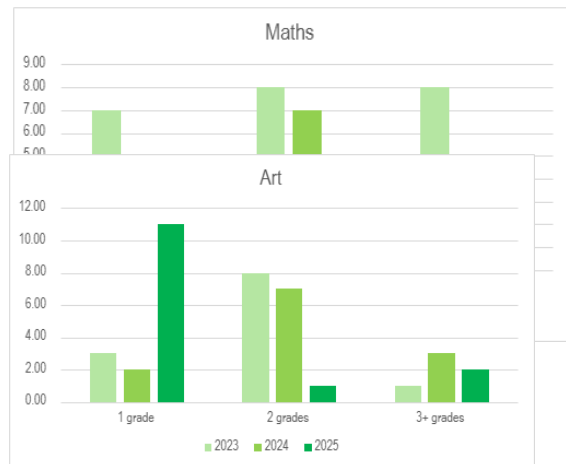
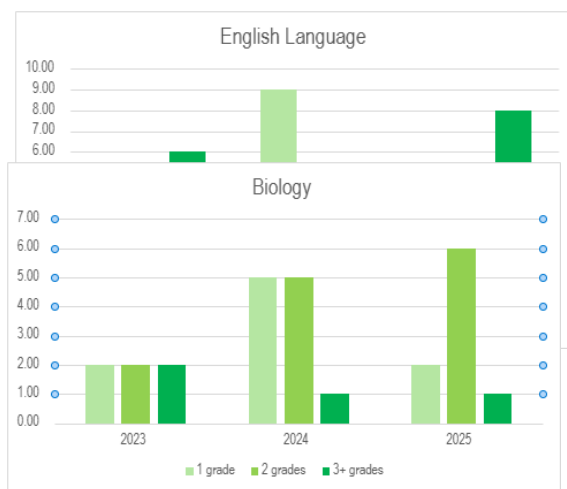
### 1. Year 11 outcomes: break down by subject and number of learners securing each grade.

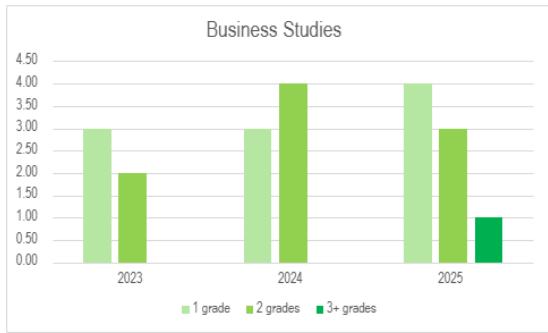
Examination Results Table 2024-2025											
GCSE Subject	8	7	6	5	4	3	2	1	U	Entry Level 3	Entry Level 2
English Lang				1	2	8	4	2	1		
Maths					2	3	11	1	3		
Biology					1	5	4				
Art and Design						9	4	3			
Business Studies					1	3	4	4			
Functional Skills				Level 2		Level 1			Entry Level 3		
English				11		14					
Maths				1		8			10		
Childcare									3		
BTEC Catering				7		2					
ICT						6			14		

Numbers of grades of progress from baseline			
Number of learners by subject	3+ Grades	2 Grades	1 Grade
English Language	8	4	2
Maths		4	8
Biology	1	6	2
Art	2	1	11
Business Studies	1	3	4
Childcare			3
Catering		7	2
ICT		6	14

2. Table shows number of grades of progress since starting iCollege over 3 years.

Subject	1	2	3+
English Language 2023	4	3	6
English Language 2024	9	4	5
English Language 2025	2	4	8
Maths 2023	7	4	0
Maths 2024	8	7	0
Maths 2025	8	4	0
Biology 2023	2	2	2
Biology 2024	5	5	1
Biology 2025	2	6	1
Art 2023	3	8	1
Art 2024	2	7	3
Art 2025	11	1	2
Business Studies 2023	3	2	0
Business Studies 2024	3	4	0
Business Studies 2025	4	3	1
Childcare 2023	0	0	1
Childcare 2024	3	0	0
Childcare 2025	3	0	0
Home Cooking 2023	4	4	0
Catering 2024	3	5	0
Catering 2025	2	7	0
ICT 2023	8	1	0
ICT 2024	1	1	0
ICT 2025	14	6	0





### SATS 24/25

4 learners; 1 GDS in reading writing and maths, 1 expected in writing, 2 WTS in writing